

# 10 Ways a Catalog Enhances Your Qlik Solution







Access to data and the ability to uncover new insights quickly is critical to your business strategy success.

Yet on-demand availability to business-ready data is still too hard for too many. That's why Qlik® is simplifying on-demand access to analytics-ready data. Whether you need to get more people more information with data integration tools or uncover new insights faster with 3rd generation analytics, Qlik has you covered.




# Catalog and actionable insights

Cataloging is an important capability in supporting a state of continuous awareness that drives real-time, actionable insights based on the very latest data.

That's because a catalog accelerates data visibility and availability as well as user confidence in utilizing the data. An important part of both Qlik's data integration and analytics solutions, Qlik's catalog capabilities radically simplify how three roles in your organization organize, prepare and deliver data:



- **Data architects and engineers** can easily understand the quality and contours of the data and make adjustments, if needed



- **Data stewards** now have the tools to easily manage who can get to what data.



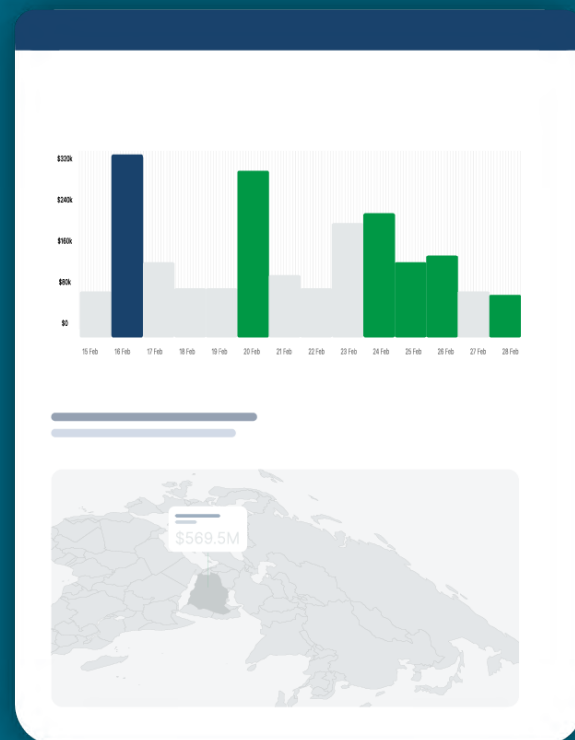
- **Data consumers** are now empowered to interact with more data, thus increasing their overall data use.

Let's take a closer look at how each of these roles benefits from using Qlik.



# How Qlik Better Equips Data Architects and Engineers

A catalog must be populated before anyone can use it, and that's the job of your data architect or engineer. So, these users need to understand the exact content and condition of all onboarded data and make adjustments, as necessary.



## 1 Automatically populate your catalog

It's hard enough to catalog all of your data when it doesn't move. But it can be even tougher as data migrations, such as moving to the cloud, become more common. Fortunately, Qlik makes sure the catalog is automatically updated – whether in the cloud or on-premise. The catalog service within Qlik Cloud is immediately updated whenever a new dataset is added and Qlik Catalog is automatically notified every time Qlik Replicate®, utilizing Qlik Enterprise Manager, begins migrating data to a new repository. That means your data engineers and architects don't have to worry about updating your catalog with information about new data sources. It just happens – and in real time.







## 2 Automate your data validation, profiling and quality checking

Knowing your organization has a potentially relevant dataset is great. But that doesn't mean your data is clean or that your users can easily understand what's in it. Qlik lets your data architects and engineers not only onboard data quickly and easily but also automatically convert, validate and profile this information. This gives your data architects and engineers an immediate understanding of the quality of the dataset and from there, they can implement automated cleansing operations, if needed.

And if metadata on the source is available, Qlik can directly import and use it during the onboarding process. If metadata isn't available, it can easily be created with automated assistance. Qlik also generates a statistical profile for every field of data within the catalog so you can quickly understand the shape of the data.

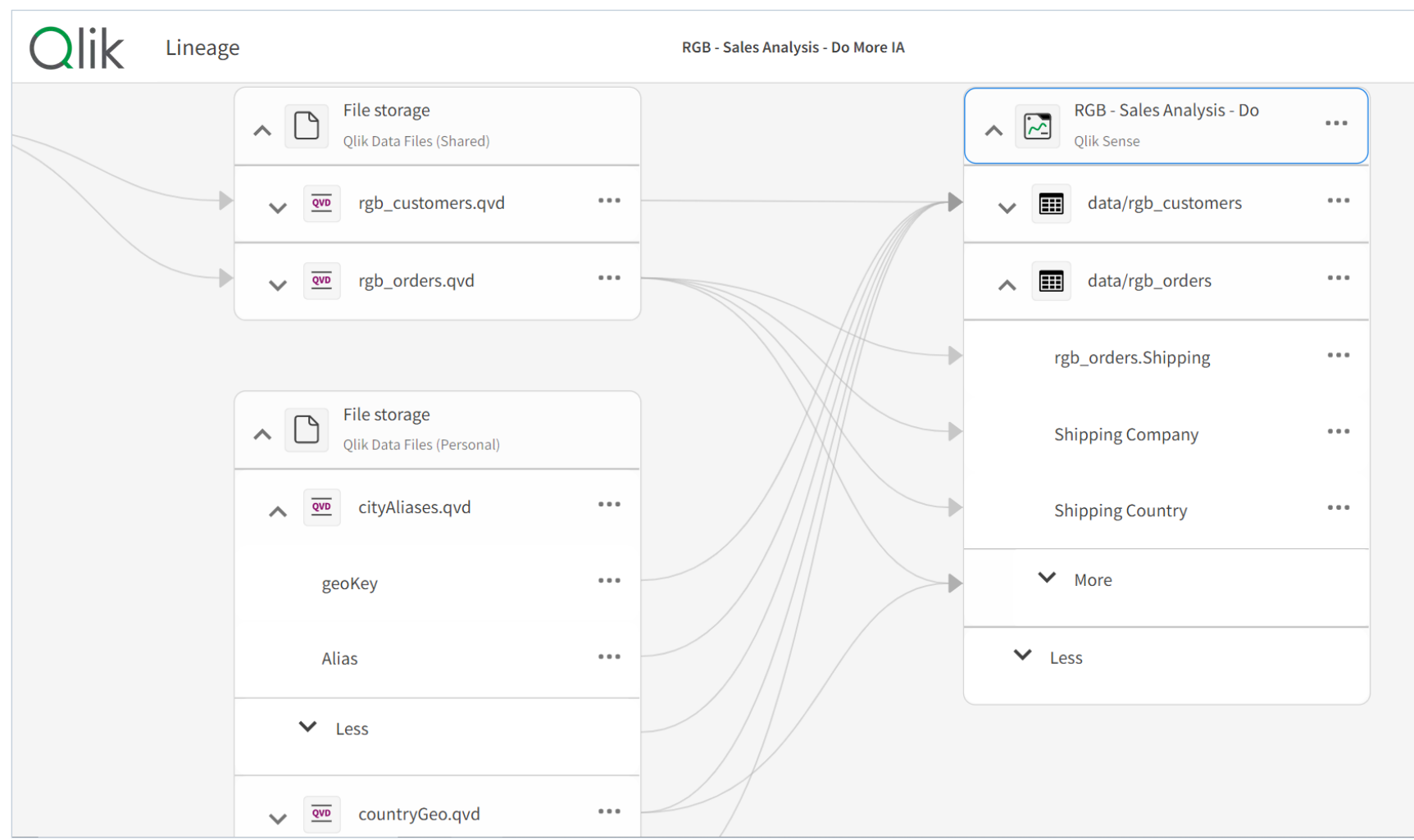






# 3 Detailed lineage from creation to consumption


Organizations will have more trust in the data if one can easily understand its complete history. Qlik helps data engineers and others understand this by automatically documenting a dataset's complete lineage when transforming raw data into analytics ready assets. One can access the complete, interactive lineage from any data source to the end-user application. This traceability can include usage by other BI tools, not just Qlik. One can also look upstream - understanding the heritage of any data within an existing dataset or application. Understanding the origin and journey of each field gives everyone the visibility to be confident that the data is trustworthy.





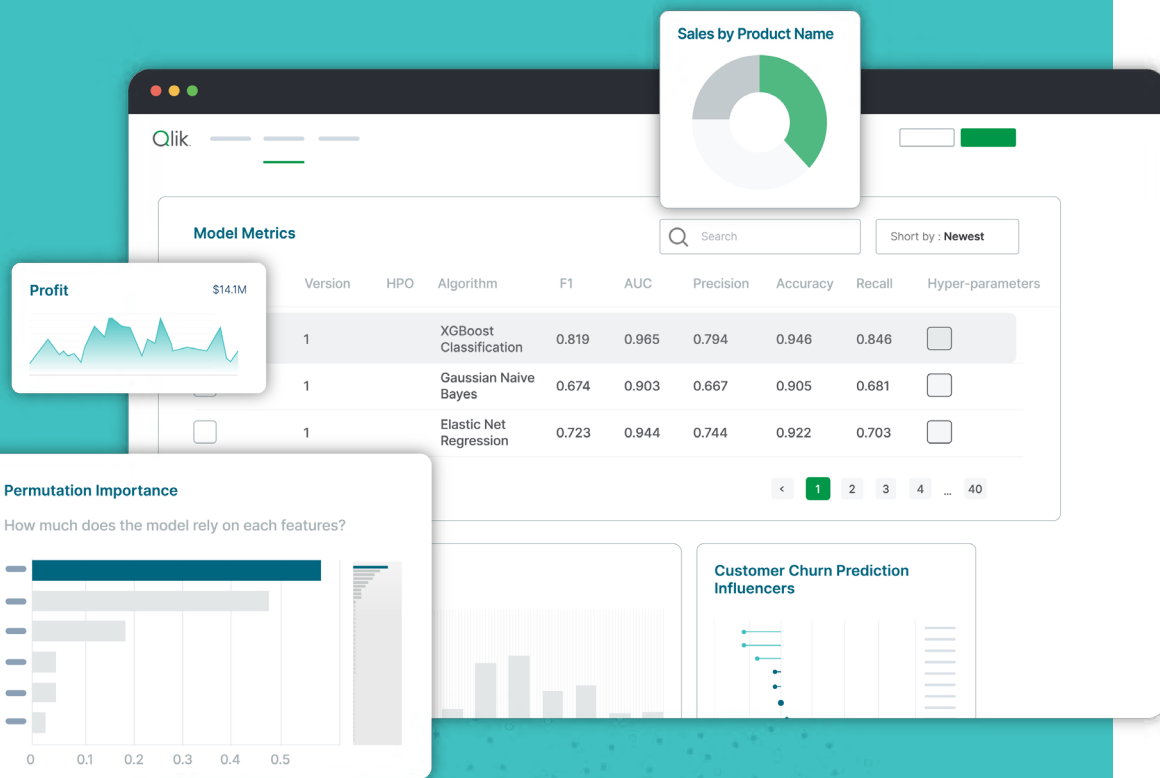
# How Qlik Improves the productivity of Data Stewards

Data stewards are essentially your data librarians. They manage who can get to what data. Qlik helps them be more effective gatekeepers by defining and enforcing data naming conventions, data usage policies and security standards for all of your data consumers.



## 4 One catalog for ALL of your content

Qlik doesn't play favorites with data formats. It can easily recognize a wide variety of content and structures, regardless of where the data resides – in a major cloud platform, on premises or a hybrid of the two. Organizing everything in Qlik makes it simpler for your data stewards to monitor and control data access.








Data Stewards

## 5 Effectively manage a role-based, secure shopping experience

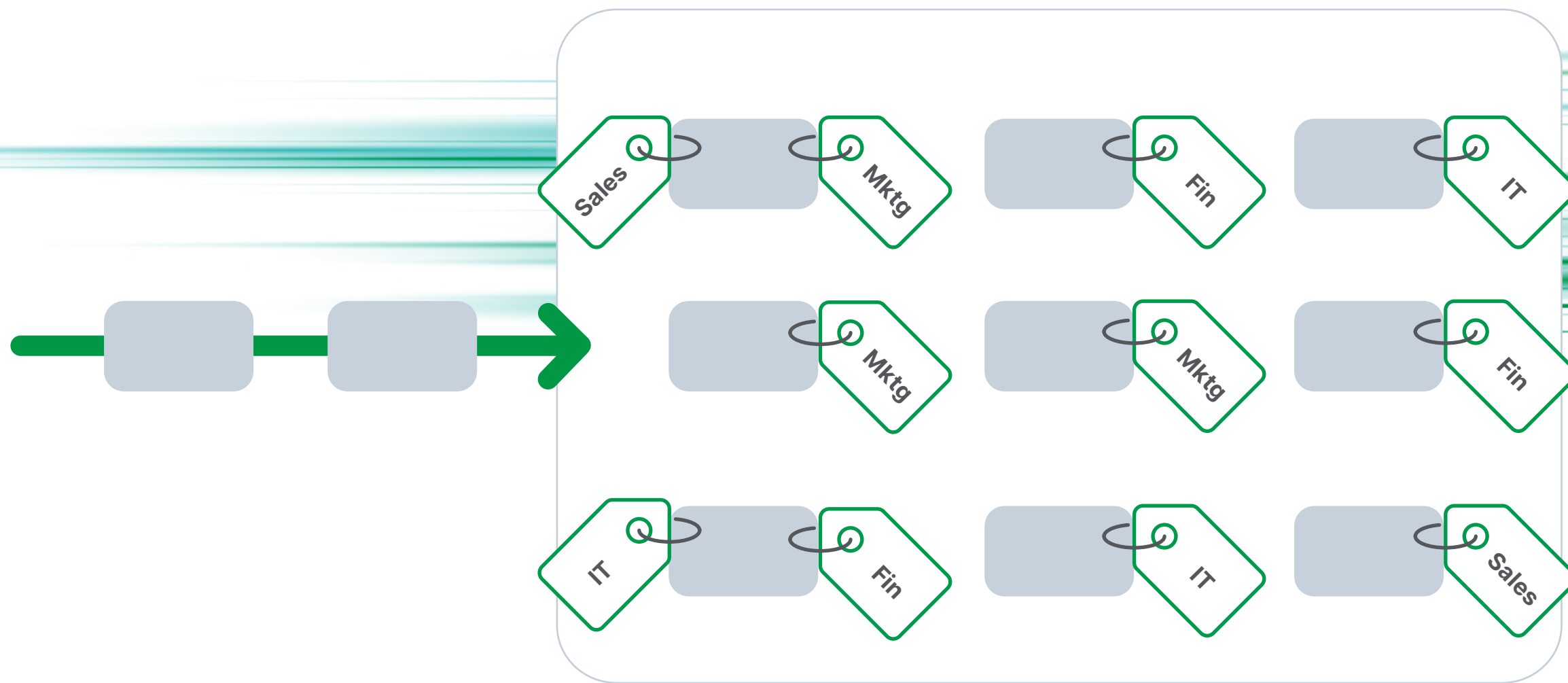
Qlik's cataloging capabilities are for the enterprise. It includes a robust set of lineage, governance and administrative capabilities that simplify operations while keeping your data safe. A role-based, secure shopping experience ensures that your users only have access to authorized data. For example, if your marketing and human resources data are assigned to different groups, members of one group cannot access the other's data.





## 6 Improve data utilization by adding business identifiers

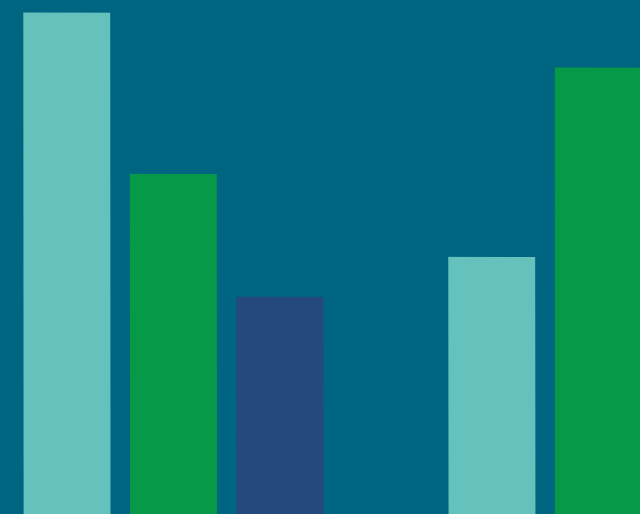
Data consumers want to be able to quickly and easily search, find, preview, and select business-ready data, apps and other Qlik objects. But this can be difficult to do if the information is not easily identifiable or labeled. Qlik enables Data Stewards to apply technical, operational and business metadata, as well as tags and comments, to specific data assets. Such identifiers better organize, document, and describe all content in the catalog, thus making it easier for users to find and utilize.






# How Qlik Empowers Data Consumers

Your data consumers are getting more sophisticated. Although there are still many data viewers – people who simply look at pre-defined dashboards and charts – a growing number of your data users want to do more. They're looking to tweak existing apps, share data with others or explore different datasets to uncover potential new insights. Qlik empowers more of your users to find and share content by themselves as well as helps increase your overall data usage by making it easy for everyone to share information.



## 7 Shop for your data

Instead of sending a request and waiting for your IT or BI team to fulfill it, your analytic users can shop for new data themselves using Qlik. The catalog in Qlik offers a comprehensive view of the data's quality, operational and usage metrics as well as lineage and other user-defined properties. With Qlik, your users can quickly and easily browse and pick data for themselves.





## 8 Use with any of your BI tools



While Qlik is the ideal choice for data analytics, your organization may choose to use more than one BI tool. So Qlik works with those, too. One can not only publish selected data directly into Qlik Sense, but also to other BI tools, data repositories or even other applications. It can also extract lineage information from other BI tools to give Qlik users complete traceability. Because Qlik can access such a wide selection of sources and targets, it can be the one solution everyone uses to understand and utilize data.

### Qlik can directly work with many tools including:

- Qlik Sense Enterprise Client-managed
- Qlik Sense SaaS (Qlik Cloud Analytic Services)
- A file in Qlik QVD format
- Microsoft PowerBI Cloud
- Microsoft PowerBI Desktop
- Microsoft PowerBI Premium
- Microsoft PowerBI Pro
- Tableau Desktop
- Tableau Online
- Tableau Server
- Amazon Redshift
- Oracle Database Services
- Snowflake
- Microsoft SQL Server
- Microsoft SQL Server Integration Services (SSIS)
- Azure SQL DB
- Microsoft Azure Data Lake Store (ADLS)
- FTP server (with or without secure SSH tunnel)
- Amazon S3 storage
- An object within Azure object storage option WASB (Windows Azure Storage Blob) - with or without SSL certificates
- Hadoop file system (HDFS)
- Entities that are registered to Hive tables on top of HDFS
- Any RDBMS (via Sqoop transfer)






## 9 Maximize your QVD files visibility and reuse

QVD files – with their many benefits – are widely used in Qlik solutions. But as the number of QVD files grow, organizing them and optimizing their use can become more challenging. Fortunately, Qlik understands the content of QVD files just like many other data sources or files. This lets your data consumers easily find and select the QVDs they need without having to navigate complex folder hierarchies or remember file naming conventions.







## 10 Bi-directional translation of your QVD data

Because Qlik understands QVD files, your data consumers also have the ability to “unlock” QVD data so it can be used by other applications or BI tools – not just Qlik Sense. Your data consumers also can convert any dataset into a QVD file. This can expand the possibilities in how your organization uses QVD files. For example, you could publish data from a QVD file into Microsoft PowerBI or publish data from a mainframe into a QVD file.



# Days, Not Months, to Analytics Ready Data

The catalog capabilities in Qlik simplify and accelerate the profiling, organization, preparation and delivery of trustworthy, actionable data. Results are in days, not months. Empower your business with on-demand access to analytics-ready data for faster answers and accelerated discovery.

[Learn More](#)





## About Qlik

Qlik transforms complex data landscapes into actionable insights, driving strategic business outcomes. Serving over 40,000 global customers, our portfolio leverages advanced, enterprise-grade AI/ML and pervasive data quality. We excel in data integration and governance, offering comprehensive solutions that work with diverse data sources. Intuitive and real-time analytics from Qlik uncover hidden patterns, empowering teams to address complex challenges and seize new opportunities. Our AI/ML tools, both practical and scalable, lead to better decisions, faster. As strategic partners, our platform-agnostic technology and expertise make our customers more competitive.

[qlik.com](https://www.qlik.com)